




# ENTRY POINT

Re-thinking Temporary Protection



**TRANSFORM YOUR JOBSITE**



**ALL LEVELS OF PROTECTION**



**Protect your People**



**Protect your Finishes**



**Protect your Bottom Line**

**ENTRYPOINTUSA.COM**

**Contact US:**  
866-664-3129

insidesales@entrypointusa.com

# ENTRY POINT SIGNATURE PRODUCTS

ONE PRODUCT LINE.  
ALL TRAFFIC LEVELS.




## IMPACTBOARD FR®

TOUGH AND DURABLE FLAME-RETARDANT SHEET UTILIZING UNIQUE "O" PROFILE

SUPER DUTY COMPRESSIVE STRENGTH

IDEAL FOR INTERIOR HORIZONTAL APPLICATIONS



## RHINO TILE® FR

EXTREMELY DURABLE TILES FORMED OUT OF 100% RECYCLED PVC

RAMPED EDGES AVAILABLE

IDEAL FOR INTERIOR/EXTERIOR HORIZONTAL APPLICATIONS



## PROPLEXFR®

100% POLYPROPYLENE SHEETS AVAILABLE IN 4 DENSITIES

FLAME-RETARDANT & ANTI STATIC

FOR INTERIOR VERTICAL & HORIZONTAL APPLICATIONS



## ASSEMBLY ACCESSORIES


ABSURD® FR TAPE

HANGER PINS

BREATHER SHIELD® FR



Fire-Retardant



Dust Free



Fast Install



Durable



Recyclable



## Custom Color/Printing

- Available on all Sheets
- Single Color Ink Print at NO ADDITIONAL COST

# ProplexFR<sup>®</sup> 250

Ultra Flexible  
Twin Walled Sheet  
Legacy Offset: Thin Mill  
Plastic and Rosin Paper  
Weight: ~1.2 lbs.  
**Ideal for Foot Traffic**  
Floors and Walls  
Impact Resistance



# ProplexFR<sup>®</sup> 380

Flexible  
Twin Walled Sheet  
Legacy Offset: Thin Mill  
Plastic and Rosin Paper  
Weight: ~1.9 lbs.  
**Ideal for Light Traffic**  
Floors and Walls  
Scaffolds and Carts



# ProplexFR<sup>®</sup> 700

Semi-Rigid  
Twin Walled Sheet  
Legacy Offset: Masonite  
Weight: ~3.5 lbs.

**Ideal for Medium Traffic**  
Floors and Walls  
Impact Resistance



# ProplexFR<sup>®</sup> HD1200


Rigid  
Twin Walled Sheet  
Legacy Offset: 1/2" Plywood.  
Weight: ~6 lbs.

**Ideal for Heavy Traffic**  
Floors and Walls  
Scissor Lifts  
Heavy Machinery



# IMPACTBOARD FR<sup>®</sup>


The Strength is in the Structure



Impact Board FR's O-Profile Structure Provides its Inherent Core Strength



**Our Strongest Sheet Yet**  
"0" Profile Flute  
Structured Sheet  
Legacy Offset: 3/4" Plywood  
Weight: ~12.5 lbs.  
**Ideal for Extreme Traffic**  
Interior Floors  
Very High Traffic  
Heavy Machinery  
Heavy Point Loads




Great for 1 y+  
Installations



Highly  
Reusable



Custom Print  
Available



# Rhino Tile<sup>®</sup> FR

REUSABLE, RELIABLE, RESILIENT



Heavy-Duty, Interlocking,  
Non-Skid PVC Tile.  
Legacy Offset: 3/4" Plywood  
Weight: ~4 lbs.

**Ideal for Extreme Traffic**

Interior/Exterior Floors  
Very High Traffic  
Heavy Machinery  
Heavy Point Loads



Made from 100%  
Recycled Material



Light Weight  
~4 lbs. per tile



Highly Reusable



Great for 1yr+  
Installations

# LEVELS OF PROTECTION GUIDE

One product line

All Traffic Levels



ENTRY POINT  
INTERNATIONAL LLC

## LEVEL OF PROTECTION

## PRODUCT

LEVEL 1. Extreme Horizontal Traffic  
Interior / Exterior Floors  
Cranes  
I-Beams  
Heavy Point Loads

Rhino Tile® FR  
Heavy-Duty, Interlocking,  
Non-Skid PVC Tile  
*Legacy offset:*  
*¾" Plywood*



LEVEL 2. Extreme Interior Traffic  
Floors and Walls  
Very High Traffic  
Heavy Machinery  
Heavy Point Loads

ImpactBoard FR® 2500  
"O" Profile Flute Structure Sheet  
*Legacy Offset:*  
*¾" Plywood*



LEVEL 3. Heavy Traffic  
Floors and Walls  
Scissor Lifts  
Heavy Machinery

ProplexFR® HD1200  
Rigid Twin-Walled Sheet  
*Legacy Offset:*  
*½" Plywood*




LEVEL 4. Medium Traffic  
Floors and Walls  
Heavy Rolling Loads

ProplexFR® 700  
Semi-Rigid Twin-Walled Sheet  
*Legacy Offset:*  
*Masonite*



LEVEL 5. Light Traffic  
Floors and Walls  
Bakers Scaffolds  
Carts

ProplexFR® 380  
Flexible Twin-Walled Sheet  
*Legacy Offset:*  
*Thin Mil Plastic and Rosin Paper*



LEVEL 6. Foot Traffic  
Floors and Walls  
Impact Resistance

ProplexFR® 250  
Ultra-Flexible Twin-Walled Sheet  
*Legacy Offset:*  
*Thin Mil Plastic and Rosin Paper*



## ALL OF OUR PRODUCTS ARE:

- Fire-Retardant
- Recyclable
- Lightweight and Durable
- Easy to Install

PROTECT YOUR PEOPLE

PROTECT YOUR FINISHES

PROTECT YOUR BOTTOM LINE

# Projects & Customers



**SKANSKA**

**Turner**

**Gilbane**

**Commodore Builders**



**US Army Corps of Engineers.**



**LEASE CRUTCHER Lewis**



**Mortenson construction**



**STRUCTURETONE**

**H HOLDER**

**GENERAL DYNAMICS**

**HUNTER ROBERTS CONSTRUCTION GROUP**

**SHAWMUT**

**Suffolk**

**MORIARTY**

**BOND**



**Barr & Barr**



**BAE SYSTEMS**

**CONSIGLI**